




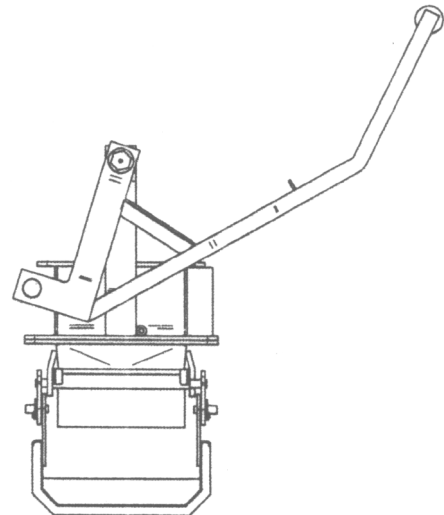
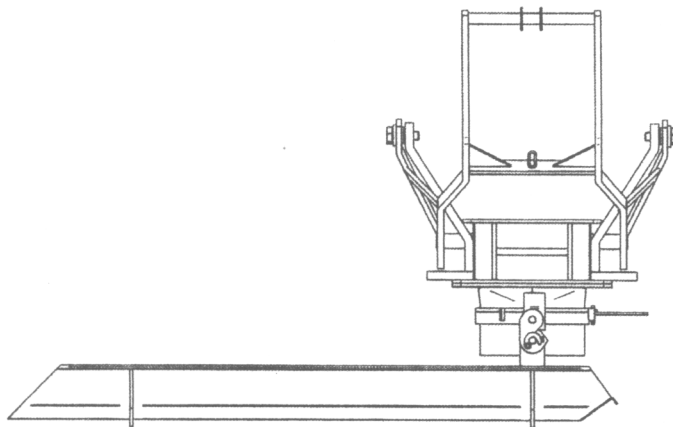
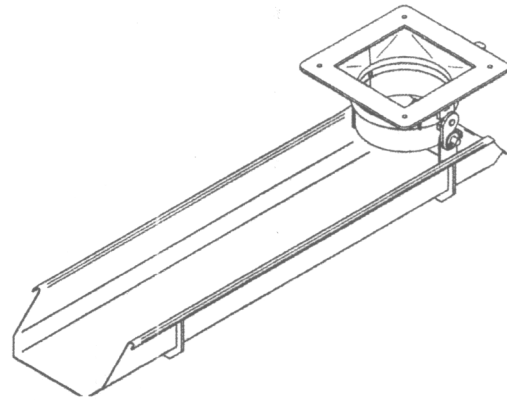
# SECATOL

## SPECIAL GATES FOR TU/TUC SKIPS

### DISCHARGE CHUTE



The 1300mm long discharge chute is used in conjunction with the standard TUC quick release fitting to enable concrete to be poured into structures where access is a problem



## WHITNEY ENGINEERING LIMITED

Unit 6, Ladford Trading Park, Seighford, Stafford, ST18 9QE

Tel: 01785 282811 Fax: 01785 282930

Email: [sales@whitneyeng.co.uk](mailto:sales@whitneyeng.co.uk) Web: [www.whitneyeng.co.uk](http://www.whitneyeng.co.uk)